

## TABLE OF CONTENTS

### Introduction

- Learning with the Piano 0-1*
- The Unfolding of Music 0-1*
- How to Use This Book 0-1*
- Music is Fascinating 0-2*
- How This Book is Organized 0-2*

## PART ONE: MUSIC BASICS

### 1 Meet The Keyboard

- Half Steps and Key Patterns 1-1*
- Naming the Keys 1-2*
- Octaves 1-3*
- Sharps and Flats 1-3*

### 2 The Hand

- Playing Position 2-1*
- Numbering the Fingers 2-1*
- Making Contact 2-2*
- Key Sequences 2-2*
- Our First Melody 2-3*

### 3 Scales and the Major Scale

- What is a Scale? 3-1*
- Why You Should Learn Scales 3-4*
- Use Your Eyes 3-4*
- Using the Proper Finger 3-4*
- Naming the Notes in a Scale 3-5*
- Meet the Major Scales! 3-5*
- MAJOR SCALES 3-10*

### 4 Intervals

- Naming the Intervals 4-1*
- Minor Intervals 4-2*
- Augmented and Diminished Intervals 4-3*
- Compound Intervals 4-4*
- How to Find Intervals on the Keyboard 4-5*
- The Two Most Important Intervals for Building Chords 4-7*

### 5 The Four Chord Types.....5-11 CD Track2

- What is a Chord? 5-1*
- MAJOR CHORDS AND MINOR CHORDS 5-1*
- Major Chord 5-1*
- Minor Chord 5-2*
- Using Major and Minor Chords 5-2*
- DIMINISHED AND AUGMENTED CHORDS 5-4*
- Diminished Chord 5-4*
- Augmented Chord 5-5*
- The Secret Chord Formula 5-5*
- MAJOR AND MINOR CHORDS 5-8*
- Learning Major and Minor Chords by Sight 5-9*
- Learning Diminished and Augmented Chords by Sight 5-10*



*Chords Need Other Chords 5-10*  
*A Challenging Chord Exercise 5-10*

**6 Chord Inversions**.....6-6 CD Track 3  
6-7 CD Track 4

*Three Ways to Play a Chord 6-1*  
*Inversions in Action 6-2*  
*Two Songs Built From Chords 6-5*

**7 Notation I**

*The Birth of Music Notation 7-1*  
*The Grand Staff 7-2*  
*That Darn Bass Clef 7-3*  
*Notes and Note Values, Rests and Rest Values 7-4*  
*Leger Lines and Octave Signs 7-5*

**8 Notation II: Rhythm, Meter and Time Signatures**.....8-7 CD Track 5

*What is Rhythm? What is Meter? 8-1*  
*Barlines 8-1*  
*Time Signatures 8-2*  
*Making Notes Longer with Dots 8-3*  
*The Metronome is Your Friend 8-4*  
*Two Notes at a Time 8-5*

**9 Tonality, Keys and Key Signatures**

*Playing One Song in Various Keys 9-1*  
*Transposing a Song 9-2*  
*Transposing Joy 9-2*  
*Key Signatures 9-3*  
*Sharp Key Signatures 9-4*  
*Naming Sharp Key Signatures 9-5*  
*Flat Key Signatures 9-6*  
*Naming Flat Key Signatures 9-6*  
*Always Know the Scale of the Key 9-6*

**PART TWO: PLAYING AND UNDERSTANDING MUSIC**

**10 Inside a Song—Chord Families and Song Navigation**


*The Role of the Scale 10-1*  
*Building the Chord Family—"Harmonizing the Scale" 10-1*  
*The Major and Minor Chords in a Scale 10-3*  
*C Major Chord Family 10-4*  
*G Major Chord Family 10-5*  
*Three Songs That Use the Chord Family 10-6*  
*Roman Numeral Notation 10-6*  
*Chord Family Navigation 10-7*  
*Creating Basic Chord Progressions 10-9*


**11 Chord Progressions**.....11-8 CD Track 6  
11-11 CD Track 7

*Chord Progressions Are Not Songs 11-1*  
*Chords and Their Inversions 11-1*  
*Chord Symbols 11-2*  
*Five Chord Progressions 11-3*




*Progression #1: I-IV-V 11-3*  
*Progression #2: Inverted I-IV-V 11-4*  
*Progression #3: I-V-IV 11-5*  
*Progression #4: IV-V-I 11-5*  
*Progression #5: V-IV-I 11-6*  
*Progression #6: The Twelve Bar Blues 11-7*  
*The I-vi-IV-V Progression 11-9*  
*Progression #7: I-vi-IV-V 11-10*  
*Progression #8: Inverted I-vi-IV-V 11-11*  
*Progression #9: "Pachelbel's Canon in D Major" 11-12*  
*Decisions: Three Ways to Play a I-IV-V 11-13*  
 10A 10B 10C

<b>12 Practicing</b> .....	12-1 CD Track 8	
Physical Technique 12-1	12-4 CD Track 9	
Patterns 12-2	12-8 CD Track 10	
Scale Patterns 12-2		
Chord Patterns 12-3		
Chord Progression Patterns 12-3		
Fingerings 12-3		
O Come All Ye Faithful 12-4		
Learning Songs 12-5		
Pre-Play Checklist 12-5		
Practice Slow, Learn Fast 12-5		
Repairing Fractures 12-6		
Let's Learn a Song 12-6		

<b>13 Other Scales and Keys</b> .....	13-4 CD Track 11	
Scale Interval Patterns 13-1	13-6 CD Track 12	
Building a Minor Scale 13-2		
Minor Key Signatures 13-3		
Pentatonic Scales 13-4		
Blues Scales 13-5		
Whole Tone Scales 13-6		
Whole Lotta Scales 13-7		

<b>14 The Circle of Fifths</b> .....	14-4 CD Track 13	
What is the Circle of Fifths? 14-1		
Using the Circle of Fifths 14-2		
Sharp Key Signatures 14-2		
Flat Key Signatures 14-2		
Relative Minor Keys 14-2		
I-IV-V Progressions 14-3		
ii-V-I Progressions 14-3		
The Circle of Fifths and Songwriting 14-4		

<b>15 Song Notation</b> .....	15-4 CD Track 14	
Four Types of Song Notation 15-1	15-5 CD Track 15	
The Grand Staff 15-1	15-6 CD Track 16	
Pop Piano Arrangements 15-1	15-7 CD Track 17	
Fake Books 15-2		
Chord Charts 15-2		

*What is a Fake Book? 15-4*  
*Creating Your Own Arrangement 15-5*

## **16 Writing Music Notation**

*Clefs 16-1*  
*Notes and Stems 16-2*  
*Rests 16-3*  
*Key Signatures 16-3*  
*Repeat Signs and Endings 16-4*  
*Let's Write a Tune 16-4*  
*Exercise 16-5*

## **17 The Art of Piano Rhythm**

*Counting Rhythms 17-1*  
*The Birth of Piano Rhythm 17-2*  
    Whole Note Rhythm Pattern.....17-2 CD Track 18  
    Right Hand Quarter Notes.....17-2 CD Track 19  
    Left Hand Quarter Notes.....17-3 CD Track 20  
*Thirteen Rhythms You Can't Live Without*  
    1) *Lennon*.....17-3 CD Track 21  
    2) *Teen Ballad*.....17-4 CD Track 22  
    3) *Let It Beatles*.....17-4 CD Track 23  
    4) *Bossa Nova*.....17-5 CD Track 24  
    5) *Country Waltz*.....17-5 CD Track 25  
    6) *Tiny Elton*.....17-6 CD Track 26  
    7) *Blue Elton*.....17-6 CD Track 27  
    8) *New Orleans Gumbo*.....17-7 CD Track 28  
    9) *Fats Domino*.....17-7 CD Track 29  
    10) *Syncopated Ballad*.....17-8 CD Track 30  
    11) *Jerry Lee Lewis*.....17-8 CD Track 31  
    12) *Gospel 101*.....17-9 CD Track 32  
    13) *Kansas City Shuffle*.....17-9 CD Track 33



## **18 Using What You Know**

*The Marty Method in Action 18-1*  
*Eight Steps to Learning a Song by Ear 18-1*  
*Reading along with the Music 18-2*  
*Using a Fake Book 18-3*  
*Further Explorations 18-3*

## **APPENDICES**

*Appendix A: Selected Definitions*  
*Appendix B: Blank Keyboards*  
*Appendix C: The Octave Waltz*.....A-4 CD Track 34  
*Appendix D: Music Manuscript*  
*Appendix E: Blank Song Chart*  
*Appendix F: Transposing Chart*  
*Appendix G: CD Tracks*

